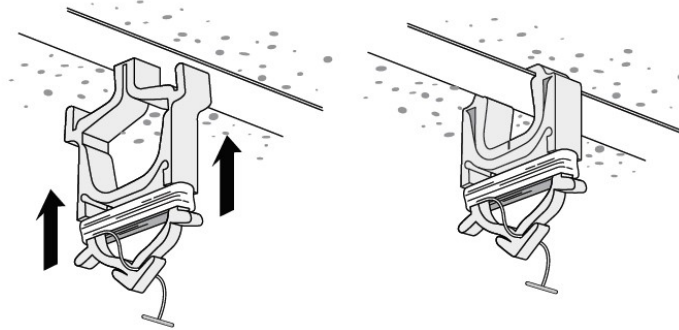


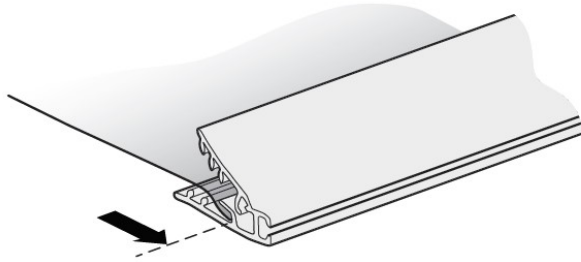
## CV19SG01-KIT - CV19SG02-KIT

# Sneeze Guard Safety Shield Installation Instructions


- 1** Push centre of Ceiling Clip into Ceiling T-Bar. 2 required.



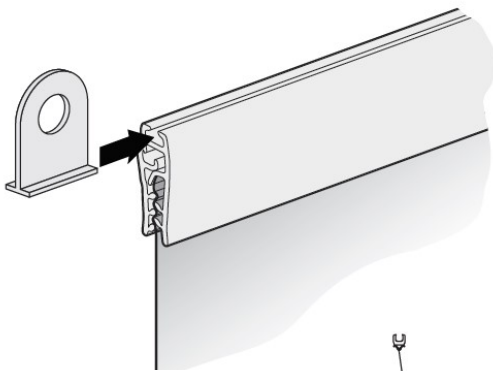
- 2** Open Banner Rail as shown and insert clear PVC Shield in as far as indicated.




- 3** Once PVC is in place, start at one end snapping Banner Rail shut.



- 4** Slide Banner Rail Clip into top of Banner Rail. 2 required.

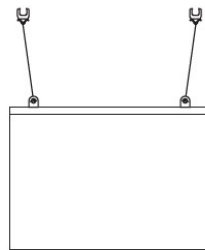


- 5** To hang PVC Shield, insert Ceiling Clip Anchors through Banner Rail Clips. 2 required



291064 kit 44" x 26" h

adjustable height  
- Suitable for 10' ceilings



**RETAIL**  
*WR Display & Packaging*  
**SUPPLIES**  
[www.retailsupplies.com](http://www.retailsupplies.com)